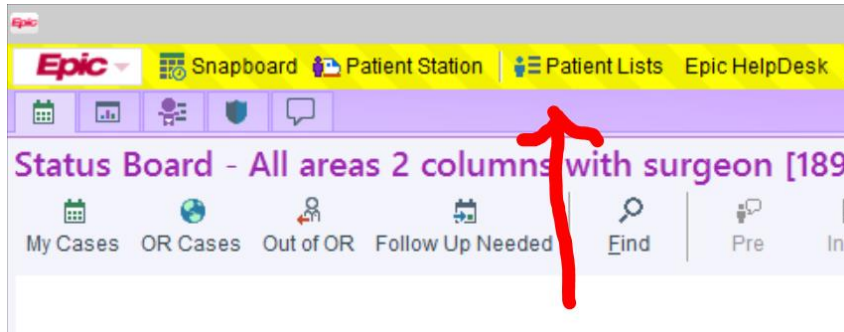


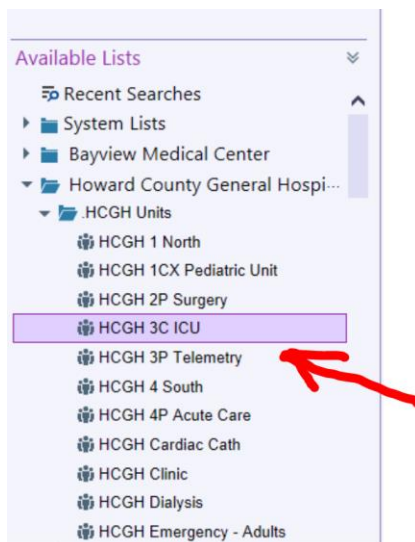
Here is the workflow to document emergency intubations and other procedures in ER or ICU.

First, you have to be logged in as a CRNA or Anesthesiologist and in the dept HCGH Anesthesiology. If you are working in ICU, you have to switch out in Epic to use this note.

Go to Patient Lists



Go to Howard County General Hospital – HCGH Units – HCGH 3C ICU (or whatever)



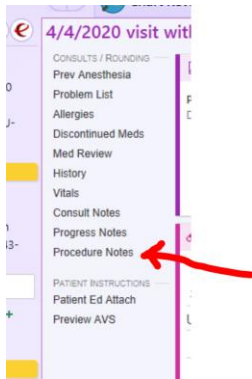
Select the patient you want and click Consult/Rounding

Add Patient | Procedures | Open Chart | Consult / Rounding | Write Handoff

☆ HCGH 3C ICU 3 Patients

Patient Name	Unit	Room	Bed	Age/Gender
	HCGH 3C ICU	3316	A	61 y.o. / F
	HCGH 3C ICU	3304	A	60 y.o. / F
	HCGH 3C ICU	3306	A	71 y.o. / M

Then choose Procedure Notes



Then Airway Placement or whatever

Select Procedures

New Procedures

Performing provider: Stephen Tibor Villanyi, MD

Authorizing provider: Stephen Tibor Villanyi, MD

My Macros

SV	ACADEMIC BLOO...	LABOR CSE	ACADEMIC CSE ...	1	L&D
ACADEMIC EPID...	Adductor Cana...	POPLITEAL	INTERSCALENE	SUPRACLAVICUL...	TAP
TAP4	yy	OR			

Procedures

Airway Adjunct	Airway Placement	Arterial Line Pla...	Bier Block	Blood Patch	CSE Block
Central Line Plac...	Epidural Block	Peripheral IV	Peripheral block	Spinal Block	

Current Orders

Then fill out the Procedure Note, save it, and X out of the patient. Done!